

Light efficiency:




Output: 479 lm

Light quality:

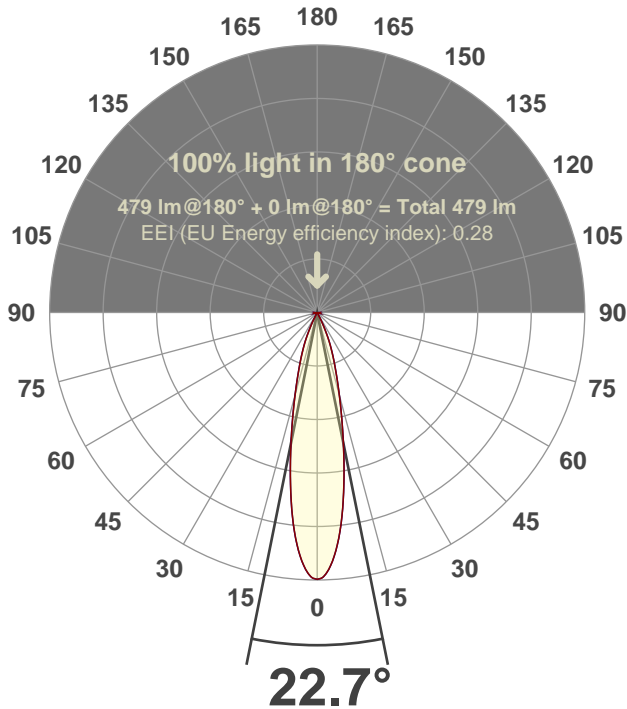


Peak: 2326 cd

Power: 15.0 W



Beam angle



Test number:

CR4D-S-FL-A14-30k-24 (GR-AD-NF-SQ)

Luminaire Model:

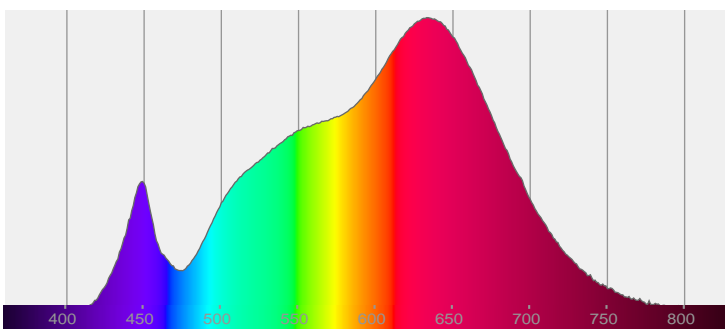
Core 4" Square Flat A14 30 to 19k 24°

Date and time:

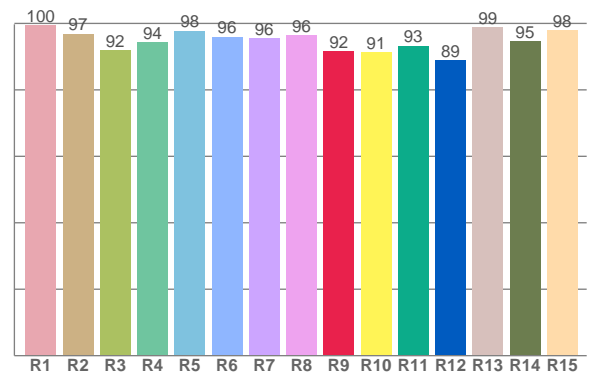
5/4/2017 3:52:19 PM

LUM: 479

Spectra



CRI: 96.1 (R1-R8)

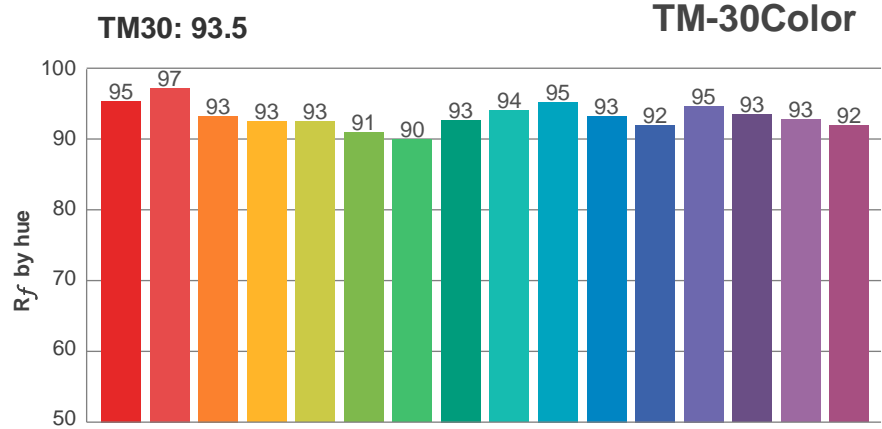


Color parameters

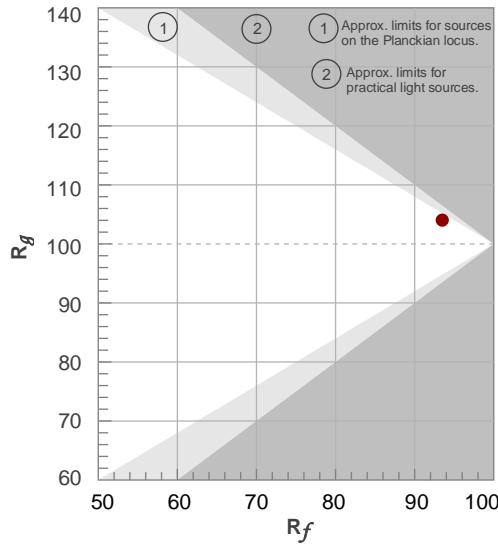
	Color rendering index	Red component	Color fidelity	Color gamut	Color quality scale	Color coordinate cie 1931	Color coordinate cie 1931	Color coordinate	Color coordinate	Color deviation from black body
	CRI	CRI R9	TM30 R _f	TM30 R _g	CQS	x	y	u	v	Δuv
	96.1	91.6	93.5	104.0	93.3	0.437	0.404	0.251	0.348	-0.0002

R_f 93.5
Fidelity index R_f

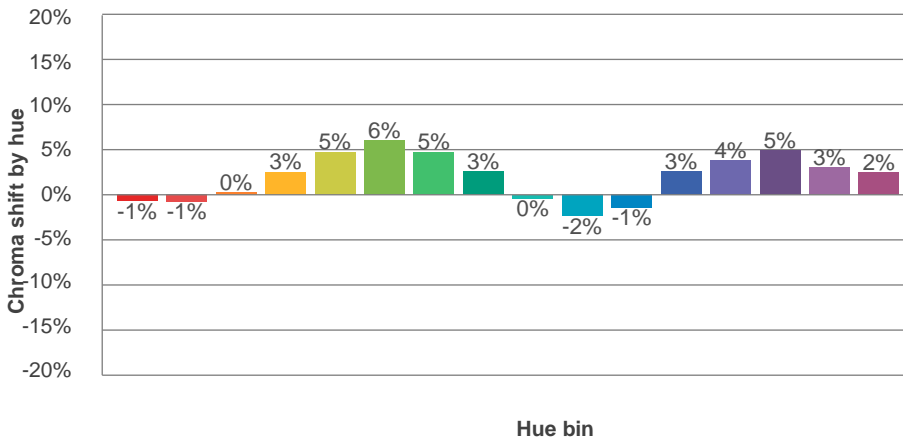
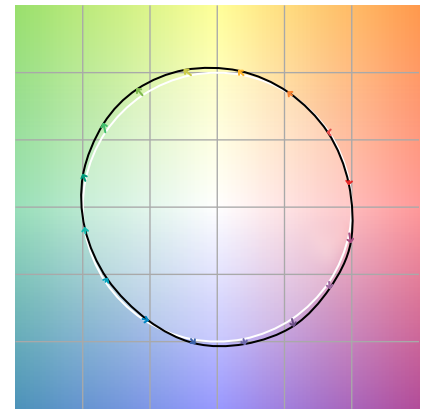
R_g 104.0
Gammut index R_g



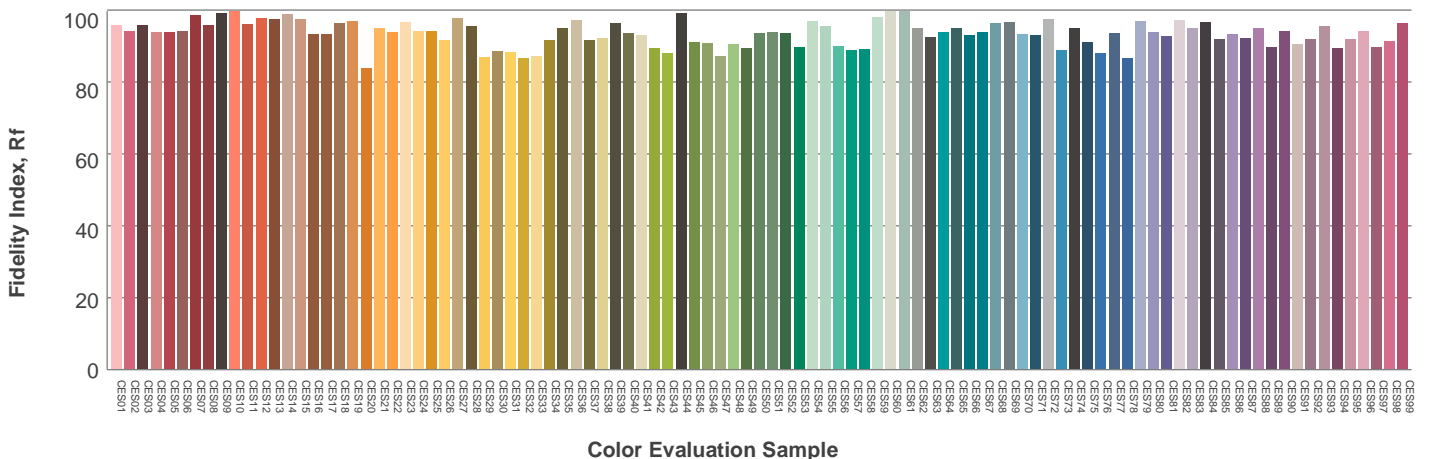
Hue Bin	R_f	Graphic shifts (%)	
		Chroma	Hue
1	95	-1%	-2%
2	97	-1%	1%
3	93	0%	3%
4	93	3%	4%
5	93	5%	4%
6	91	6%	1%
7	90	5%	-4%
8	93	3%	-4%
9	94	0%	-4%
10	95	-2%	-1%
11	93	-1%	4%
12	92	3%	3%
13	95	4%	0%
14	93	5%	-2%
15	93	3%	-3%
16	92	2%	-6%



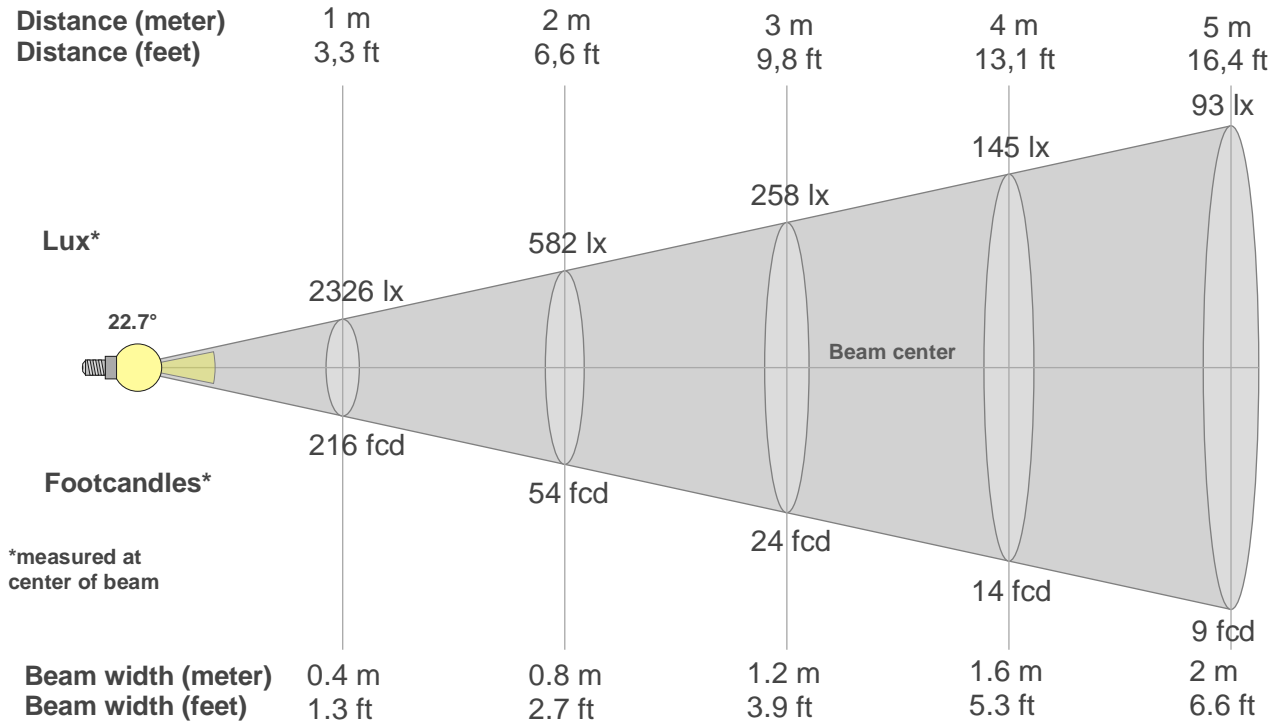
Color vector graphics



Color distortion



Beam details



Beam intensities from 1-20m

1m	2m	3m	4m	5m	6m	7m	8m	9m	10m	11m	12m	13m	14m	15m	16m	17m	18m	19m	20m
3.3ft	6.6ft	9.8ft	13.1ft	16.4ft	19.7ft	23ft	26.2ft	29.5ft	32.8ft	36.1ft	39.4ft	42.7ft	45.9ft	49.2ft	52.5ft	55.8ft	59.1ft	62.3ft	65.6ft
2326lx	582lx	258lx	145lx	93lx	65lx	47lx	36lx	29lx	23lx	19lx	16lx	14lx	12lx	10lx	9lx	8lx	7lx	6lx	6lx
216.1fcd	54fcd	24fcd	13.5fcd	8.6fcd	6fcd	4.4fcd	3.4fcd	2.7fcd	2.2fcd	1.8fcd	1.5fcd	1.3fcd	1.1fcd	1fcd	0.8fcd	0.7fcd	0.7fcd	0.6fcd	0.5fcd

Intensities in 0° c-plane

0°	2°	4°	6°	8°	10°	12°	14°	16°	18°	20°	22°	24°	26°	28°	30°	32°	34°	36°	38°
2326	2276	2131	1914	1640	1350	1081	852	665	518	404	306	209	122	55	24	18	16	13	11
100%	98%	92%	82%	71%	58%	46%	37%	29%	22%	17%	13%	9%	5%	2%	1%	1%	1%	1%	0%

Intensities in 90° c-plane

0°	2°	4°	6°	8°	10°	12°	14°	16°	18°	20°	22°	24°	26°	28°	30°	32°	34°	36°	38°
2326	2276	2131	1914	1640	1350	1081	852	665	518	404	306	209	122	55	24	18	16	13	11
100%	98%	92%	82%	71%	58%	46%	37%	29%	22%	17%	13%	9%	5%	2%	1%	1%	1%	1%	0%

Intensities in 180° c-plane

0°	2°	4°	6°	8°	10°	12°	14°	16°	18°	20°	22°	24°	26°	28°	30°	32°	34°	36°	38°
2326	2276	2131	1914	1640	1350	1081	852	665	518	404	306	209	122	55	24	18	16	13	11
100%	98%	92%	82%	71%	58%	46%	37%	29%	22%	17%	13%	9%	5%	2%	1%	1%	1%	1%	0%

Intensities in 270° c-plane

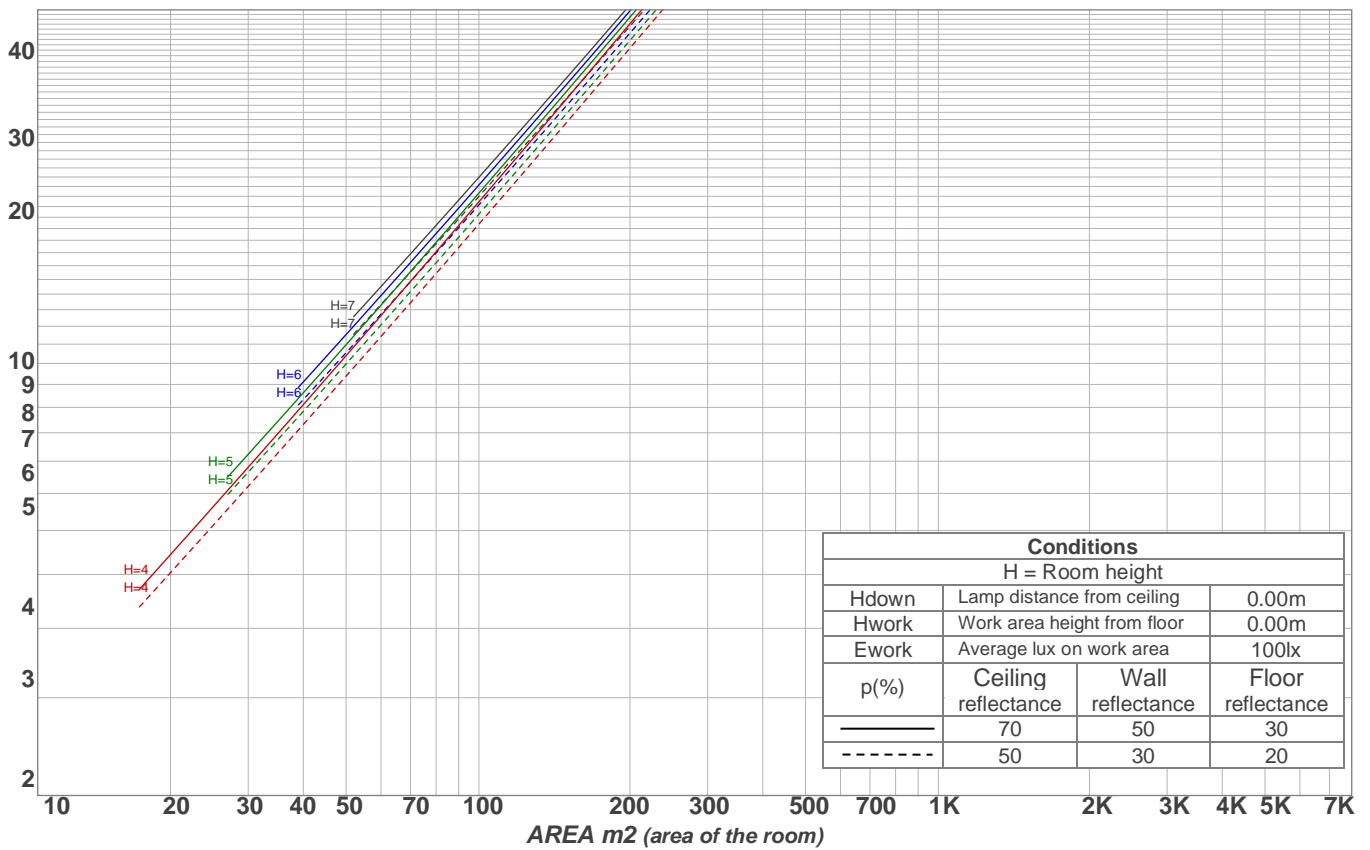
0°	2°	4°	6°	8°	10°	12°	14°	16°	18°	20°	22°	24°	26°	28°	30°	32°	34°	36°	38°
2326	2276	2131	1914	1640	1350	1081	852	665	518	404	306	209	122	55	24	18	16	13	11
100%	98%	92%	82%	71%	58%	46%	37%	29%	22%	17%	13%	9%	5%	2%	1%	1%	1%	1%	0%

Beam angle 50%	Field angle 10%	Cutoff angle 2,5%	Intensity ratio in 120° cone	Intensity ratio in 90° cone
22.7°	47.1°	56.8°	99.3%	98.3%

Light planning

Luminaire budgetary diagram

LAMPS (number of lamps)
50



Luminaire budgetary diagram
AREA m2 (area of the room)
Coefficients of Utilization

Ceiling reflectance	80				70				50			30			10			0
Wall reflectance	70	50	30	10	70	50	30	10	50	30	10	50	30	10	50	30	10	0
Floor reflectance	20	20	20	20	20	20	20	20	20	20	20	20	20	20	20	20	20	0
RCR	(RCR: Room Cavity Ratio)																	
	Room Values are expressed as percentage of Lumens delivered to the task surface																	
0	119	119	119	119	116	116	116	116	111	111	111	106	106	106	102	102	102	100
1	115	113	111	109	113	111	109	107	107	105	104	103	102	101	100	99	98	96
2	111	107	104	102	109	106	103	101	103	100	99	100	98	97	97	96	95	93
3	108	103	99	96	106	102	98	96	99	96	94	97	95	93	95	93	91	90
4	104	99	95	92	103	98	94	91	96	93	90	94	91	89	92	90	88	87
5	101	95	91	88	100	94	91	88	93	90	87	91	88	86	90	88	86	84
6	98	92	88	85	97	91	87	85	90	87	84	89	86	84	88	85	83	82
7	96	89	85	82	94	89	85	82	87	84	81	86	83	81	85	83	81	80
8	93	86	82	79	92	86	82	79	85	82	79	84	81	79	83	81	78	77
9	91	84	80	77	90	84	80	77	83	79	77	82	79	77	81	78	76	75
10	88	82	78	75	88	81	77	75	81	77	75	80	77	75	79	76	74	74

Zonal Lumen Summary

0°-10°	10°-20°	20°-30°	30°-40°	40°-50°	50°-60°	60°-70°	70°-80°	80°-90°
171 lm	211 lm	77.1 lm	9.05 lm	4.25 lm	3.04 lm	1.58 lm	0.956 lm	0.787 lm
90°-100°	100°-110°	110°-120°	120°-130°	130°-140°	140°-150°	150°-160°	160°-170°	170°-180°
0.000 lm	0.000 lm	0.000 lm	0.000 lm	0.000 lm	0.000 lm	0.000 lm	0.000 lm	0.000 lm

UGR

p Ceiling		70	70	50	50	30	70	70	50	50	30
p Walls		50	30	50	30	30	50	30	50	30	30
p Floor		20	20	20	20	20	20	20	20	20	20
Room size X Y		Viewing direction at right angles to lamp axis					Viewing direction parallel to lamp axis				
2H	2H	15.7	16.1	15.7	16.3	16.5	15.7	16.1	15.7	16.3	16.5
	3H	16.0	16.6	16.4	16.8	16.9	16.0	16.6	16.4	16.8	16.9
	4H	16.3	16.9	16.7	17.1	17.3	16.3	16.9	16.7	17.1	17.3
	6H	16.8	17.3	17.1	17.6	17.9	16.8	17.3	17.1	17.6	17.9
	8H	17.2	17.7	17.5	18.0	18.4	17.2	17.7	17.5	18.0	18.4
	12H	17.7	18.1	18.1	18.5	18.9	17.7	18.1	18.1	18.5	18.9
4H	2H	15.7	16.3	16.1	16.5	16.7	15.7	16.3	16.1	16.5	16.7
	3H	16.5	16.9	16.8	17.2	17.6	16.5	16.9	16.8	17.2	17.6
	4H	16.8	17.2	17.2	17.6	18.1	16.8	17.2	17.2	17.6	18.1
	6H	17.5	18.0	18.0	18.3	18.6	17.5	18.0	18.0	18.3	18.6
	8H	18.0	18.5	18.6	18.8	19.2	18.0	18.5	18.6	18.8	19.2
	12H	18.7	19.0	19.2	19.4	19.9	18.7	19.0	19.2	19.4	19.9
8H	4H	17.0	17.4	17.5	17.7	18.1	17.0	17.4	17.5	17.7	18.1
	6H	18.0	18.2	18.5	18.7	19.2	18.0	18.2	18.5	18.7	19.2
	8H	18.8	19.0	19.3	19.5	20.1	18.8	19.0	19.3	19.5	20.1
	12H	19.7	19.9	20.3	20.4	21.0	19.7	19.9	20.3	20.4	21.0
12H	4H	17.0	17.3	17.5	17.7	18.2	17.0	17.3	17.5	17.7	18.2
	6H	18.2	18.4	18.7	18.9	19.5	18.2	18.4	18.7	18.9	19.5
	8H	19.0	19.2	19.6	19.7	20.3	19.0	19.2	19.6	19.7	20.3
Corrected glare indices referring to 479 lm total luminous flux											