Light efficiency:

59 Lumen/Watt

Light quality:

CRI: 94.4

Output: 385 lm

Peak: 1049 cd

Power: 6.5 W

Beam angle

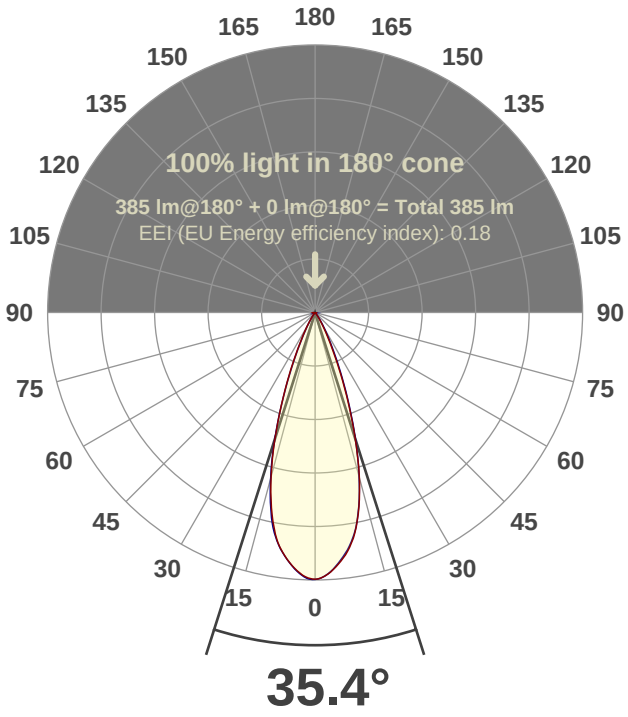

Test number:
CF1D-RP-C6-30k-35°-Rev1

Luminaire Model:
Confetti Pendant-C6-30k-35°

Date and time:
11/23/2021 6:30:44 PM

LUM: 385

Spectra

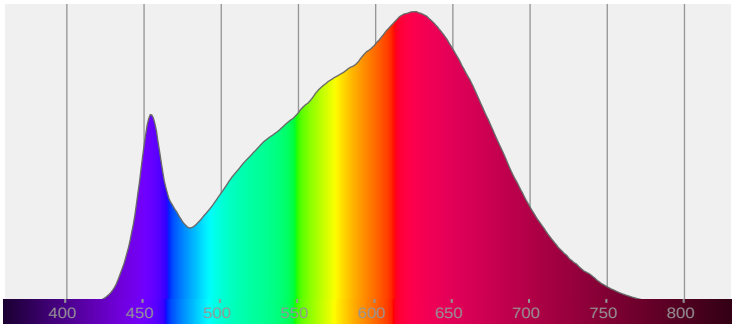

CRI: 94.4 (R1-R8)

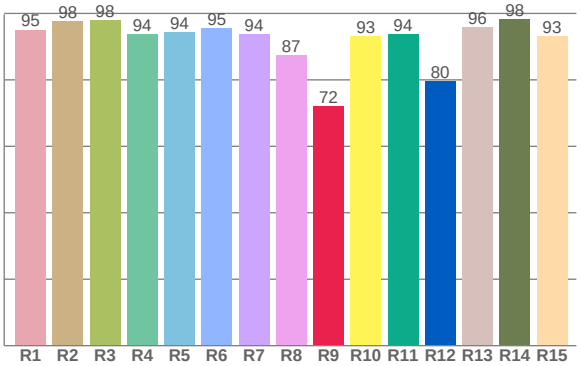

Color parameters

	Color rendering index	Red component	Color fidelity	Color gamut	Color quality scale	Color coordinate cie 1931	Color coordinate cie 1931	Color coordinate	Color coordinate	Color diviation from black body
	CRI	CRI R9	TM30 R_f	TM30 R_g	CQS	x	y	u	v	Δuv
	94.4	72.1	91.7	99.8	91.4	0.425	0.395	0.247	0.344	-0.0021

R_f 91.7

Fidelity index R_f

R_g 99.8

Gammut index R_g

TM-30Color

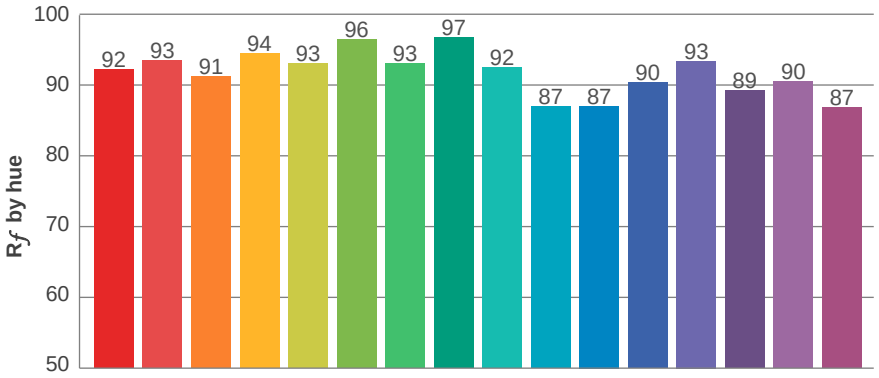

		Graphic shifts (%)	
Hue Bin	R_f	Chroma	Hue
1	92	-4%	0%
2	93	-3%	2%
3	91	-1%	4%
4	94	-1%	2%
5	93	-3%	1%
6	96	1%	0%
7	93	-3%	0%
8	97	-2%	0%
9	92	-2%	5%
10	87	-1%	8%
11	87	2%	9%
12	90	6%	1%
13	93	3%	-4%
14	89	5%	-7%
15	90	0%	-5%
16	87	0%	-11%

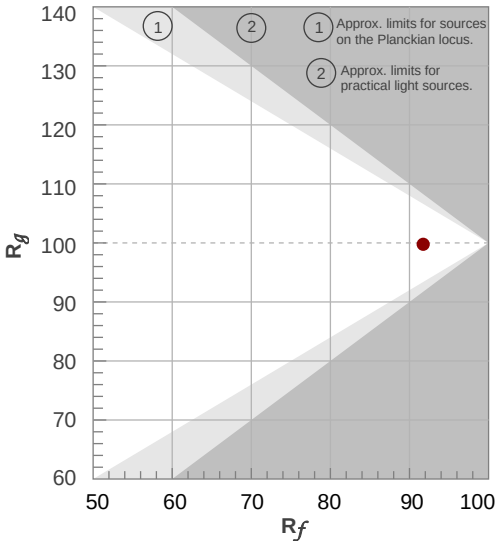

Color vector graphics



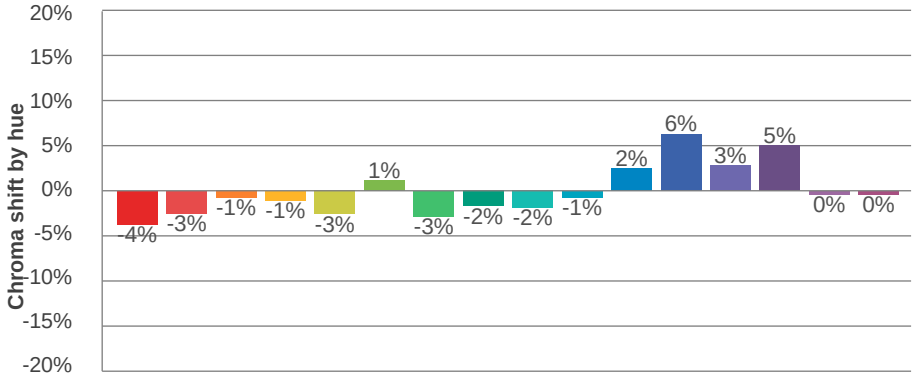

Color distortion

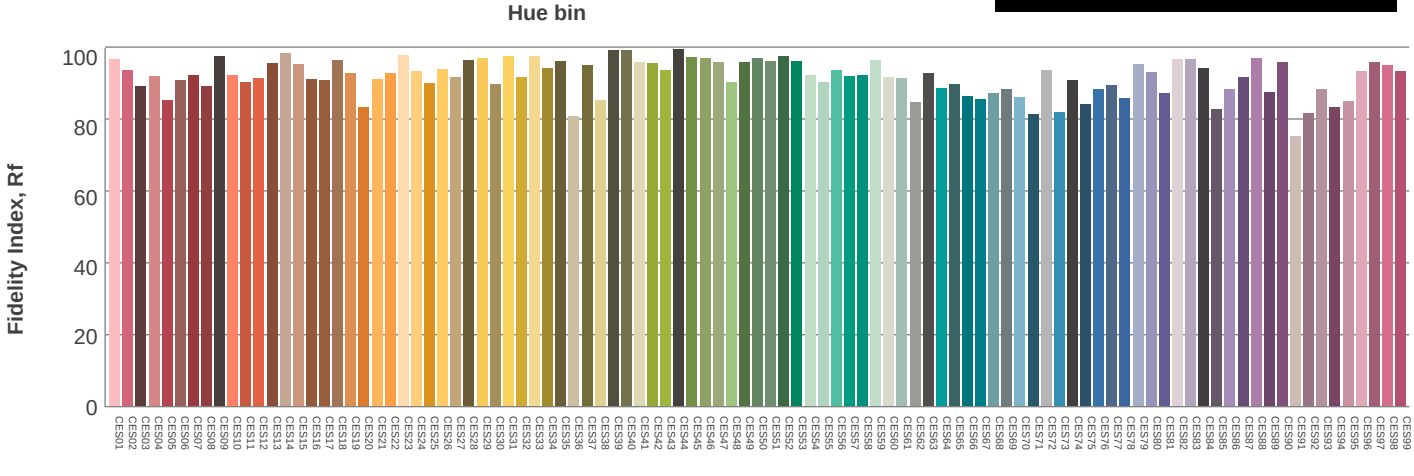

Color Evaluation Sample

Beam details

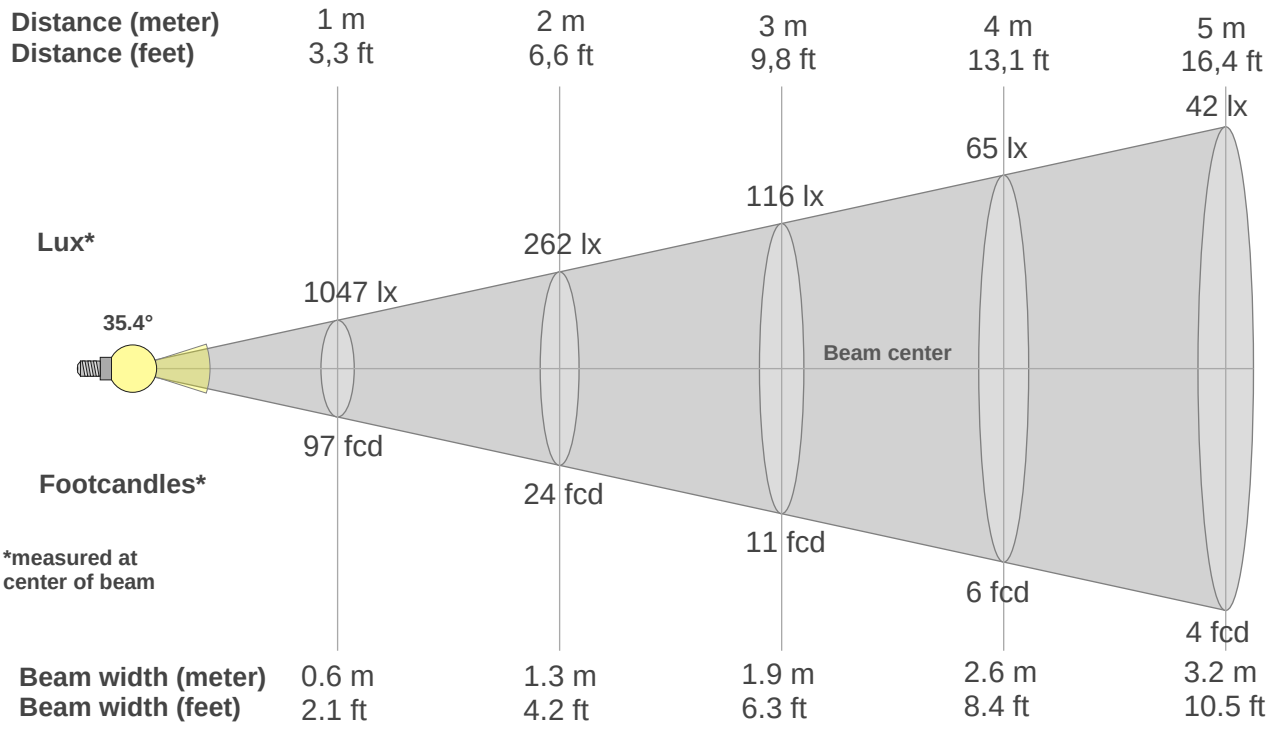

Beam intensities from 1-20m

1m	2m	3m	4m	5m	6m	7m	8m	9m	10m	11m	12m	13m	14m	15m	16m	17m	18m	19m	20m
3.3ft	6.6ft	9.8ft	13.1ft	16.4ft	19.7ft	23ft	26.2ft	29.5ft	32.8ft	36.1ft	39.4ft	42.7ft	45.9ft	49.2ft	52.5ft	55.8ft	59.1ft	62.3ft	65.6ft
1047lx	262lx	116lx	65lx	42lx	29lx	21lx	16lx	13lx	10lx	9lx	7lx	6lx	5lx	5lx	4lx	4lx	3lx	3lx	3lx
97.3fcd	24.3fcd	10.8fcd	6.1fcd	3.9fcd	2.7fcd	2fcd	1.5fcd	1.2fcd	1fcd	0.8fcd	0.7fcd	0.6fcd	0.5fcd	0.4fcd	0.4fcd	0.3fcd	0.3fcd	0.3fcd	0.2fcd

Intensities in 0° c-plane

0°	2°	4°	6°	8°	10°	12°	14°	16°	18°	20°	22°	24°	26°	28°	30°	32°	34°	36°	38°
1047	1036	1013	981	942	888	812	722	619	505	393	295	212	147	102	70	49	35	24	16
100%	99%	97%	94%	90%	85%	78%	69%	59%	48%	38%	28%	20%	14%	10%	7%	5%	3%	2%	2%

Intensities in 90° c-plane

0°	2°	4°	6°	8°	10°	12°	14°	16°	18°	20°	22°	24°	26°	28°	30°	32°	34°	36°	38°
1047	1036	1011	977	936	882	809	720	618	508	403	308	228	163	116	84	60	42	28	20
100%	99%	97%	93%	89%	84%	77%	69%	59%	49%	38%	29%	22%	16%	11%	8%	6%	4%	3%	2%

Intensities in 180° c-plane

0°	2°	4°	6°	8°	10°	12°	14°	16°	18°	20°	22°	24°	26°	28°	30°	32°	34°	36°	38°
1047	1040	1017	984	943	890	815	720	616	505	394	296	215	151	105	73	50	34	24	17
100%	99%	97%	94%	90%	85%	78%	69%	59%	48%	38%	28%	21%	14%	10%	7%	5%	3%	2%	2%

Intensities in 270° c-plane

0°	2°	4°	6°	8°	10°	12°	14°	16°	18°	20°	22°	24°	26°	28°	30°	32°	34°	36°	38°
1047	1042	1020	986	945	893	823	731	623	507	393	290	203	138	95	65	45	31	21	15
100%	100%	97%	94%	90%	85%	79%	70%	60%	48%	38%	28%	19%	13%	9%	6%	4%	3%	2%	1%

Beam angle 50%	Field angle 10%	Cutoff angle 2,5%	Intensity ratio in 120° cone	Intensity ratio in 90° cone
35.4°	**56°**	**71.2°**	**99.7%**	**99.1%**

Light planning

Luminaire budgetary diagram

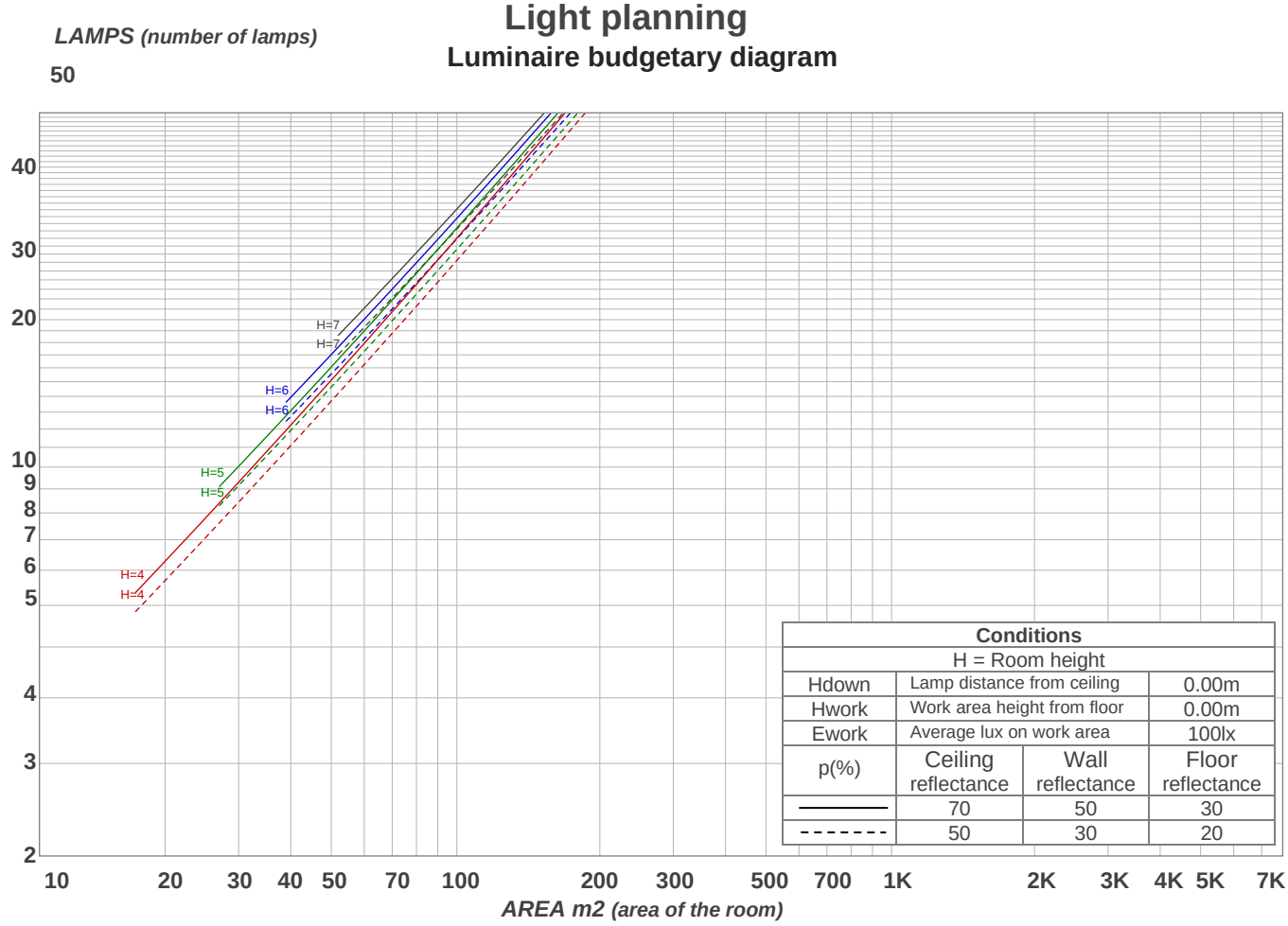

Luminaire budgetary diagram

AREA m2 (area of the room)

Coefficients of Utilization

Ceiling reflectance	80				70				50			30			10			0
Wall reflectance	70	50	30	10	70	50	30	10	50	30	10	50	30	10	50	30	10	0
Floor reflectance	20	20	20	20	20	20	20	20	20	20	20	20	20	20	20	20	20	0
RCR	(RCR: Room Cavity Ratio)				Room Values are expressed as percentage of Lumens delivered to the task surface													
0	119	119	119	119	116	116	116	116	111	111	111	106	106	106	102	102	102	100
1	115	112	110	108	112	110	108	107	106	105	103	103	101	100	99	98	97	96
2	110	106	103	100	108	105	102	99	102	99	97	99	97	95	96	95	93	92
3	106	101	97	94	105	100	96	93	97	94	92	95	93	91	93	91	89	88
4	103	97	92	89	101	96	92	89	94	90	88	92	89	87	90	88	86	84
5	99	93	88	85	98	92	87	84	90	86	84	88	85	83	87	84	82	81
6	96	89	84	81	94	88	84	81	87	83	80	85	82	80	84	81	79	78
7	92	85	81	77	91	85	80	77	84	80	77	82	79	76	81	78	76	75
8	89	82	77	74	88	82	77	74	81	77	74	80	76	74	79	76	73	72
9	87	79	75	71	86	79	74	71	78	74	71	77	73	71	76	73	71	70
10	84	76	72	69	83	76	72	69	75	71	69	75	71	68	74	71	68	67

Zonal Lumen Summary

0°-10°	10°-20°	20°-30°	30°-40°	40°-50°	50°-60°	60°-70°	70°-80°	80°-90°
92.0 lm	180 lm	86.9 lm	20.2 lm	4.13 lm	1.09 lm	0.417 lm	0.297 lm	0.296 lm

90°-100°	100°-110°	110°-120°	120°-130°	130°-140°	140°-150°	150°-160°	160°-170°	170°-180°
0.000 lm	0.000 lm	0.000 lm	0.000 lm	0.000 lm	0.000 lm	0.000 lm	0.000 lm	0.000 lm

UGR

p Ceiling	70	70	50	50	30	70	70	50	50	30
p Walls	50	30	50	30	30	50	30	50	30	30
p Floor	20	20	20	20	20	20	20	20	20	20
Room size X Y	Viewing direction at right angles to lamp axis					Viewing direction parallel to lamp axis				
n/a	n/a	n/a	n/a	n/a	n/a	n/a	n/a	n/a	n/a	n/a
n/a	n/a	n/a	n/a	n/a	n/a	n/a	n/a	n/a	n/a	n/a
n/a	n/a	n/a	n/a	n/a	n/a	n/a	n/a	n/a	n/a	n/a
n/a	n/a	n/a	n/a	n/a	n/a	n/a	n/a	n/a	n/a	n/a
n/a	n/a	n/a	n/a	n/a	n/a	n/a	n/a	n/a	n/a	n/a
n/a	n/a	n/a	n/a	n/a	n/a	n/a	n/a	n/a	n/a	n/a
n/a	n/a	n/a	n/a	n/a	n/a	n/a	n/a	n/a	n/a	n/a
n/a	n/a	n/a	n/a	n/a	n/a	n/a	n/a	n/a	n/a	n/a
n/a	n/a	n/a	n/a	n/a	n/a	n/a	n/a	n/a	n/a	n/a
n/a	n/a	n/a	n/a	n/a	n/a	n/a	n/a	n/a	n/a	n/a
n/a	n/a	n/a	n/a	n/a	n/a	n/a	n/a	n/a	n/a	n/a
n/a	n/a	n/a	n/a	n/a	n/a	n/a	n/a	n/a	n/a	n/a
n/a	n/a	n/a	n/a	n/a	n/a	n/a	n/a	n/a	n/a	n/a
n/a	n/a	n/a	n/a	n/a	n/a	n/a	n/a	n/a	n/a	n/a
n/a	n/a	n/a	n/a	n/a	n/a	n/a	n/a	n/a	n/a	n/a
n/a	n/a	n/a	n/a	n/a	n/a	n/a	n/a	n/a	n/a	n/a
n/a	n/a	n/a	n/a	n/a	n/a	n/a	n/a	n/a	n/a	n/a
n/a	n/a	n/a	n/a	n/a	n/a	n/a	n/a	n/a	n/a	n/a
Corrected glare indices referring to 385 lm total luminous flux										

UGR data could not be calculated due to missing/wrong symmetry. Goto Edit->Photometric->Corrections and select Correct asymmetry.